DH-CHS4206-4ET-60

6-Port Cloud Managed Hardened Switch with 4-Port PoE

- Features managed mode.
- Complies with IEEE802.3, IEEE802.3u, IEEE802.3x, IEEE802.3ab and IEEE802.3z standards.
- Meets the requirements of IEEE802.3af, IEEE802.3at and Hi-PoE standards.
- Supports network topology visualization.
- Supports mobile management by app.
- Supports one-stop maintenance.
- With its full metal design and dust-proof enclosure, it can be used in a wide range of temperatures.
- Supports desktop mount and DIN rail mount.

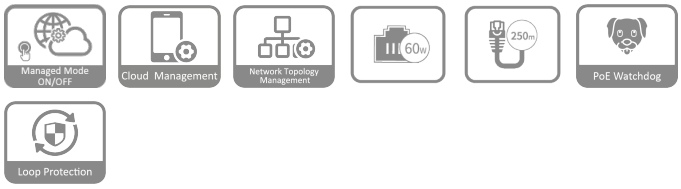

Functions

Managed Mode ON/OFF

Easily switches between managed and unmanaged mode with just the flip of a switch. When in managed mode, you can perform management through the webpage locally or the cloud platform. This allows the device to seamlessly adapt to a variety of scenes.

Cloud Management

Devices can be managed through the DoLynk Care app and performs real-time monitoring of the network. The app also displays the status of devices, triggers alarms for errors in real time and sends notifications.

Network Topology Management

Supports the LLDP protocol and is able to generate and display the network topology, so that you can quickly identify issues, and perform operation and maintenance remotely on devices that are in the topology.

Hi-PoE 60W (Orange Port)

In addition to the IEEE802.3af and IEEE802.3at standards, orange port also supports a maximum power output of 60W for powering high-power devices.

Long Distance PoE

The transmission distance of a PoE port can be up to 250 m, meeting the requirement of wired transmission (bandwidth reduced to 10 Mbps).

PoE Watchdog

Adopts the innovative PoE Watchdog. It enables the switch to automatically detect port status and restart the failed ports to recover connection in case of IPC connection exception. This enables intelligent operation and maintenance management in its true sense and effectively reduces manual maintenance costs.

Loop Protection

When a loop is detected, the loop alarm will be triggered and the elimination mechanism will activate to prevent broadcast storms from occurring.

Scene

Suitable for use both indoors and outdoors such as in corridors, factories, and parks.

Technical Specification

Basic

Layer	Layer 2
Switching Capacity	4.8 Gbps
Packet Forwarding Rate	3.57 Mpps
Description of Function Slots	Port 1-4: 4 × RJ-45 10/100 Mbps (PoE); Port 5-6: 2 × SFP 1000 Mbps (uplink)
Operating Temperature	–30 °C to +65 °C (–22 °F to +149 °F)
Operating Humidity	10%–90% (RH), non-condensing
Protection	IP30; IK06
Storage Temperature	–40 °C to +85 °C (–40 °F to +185 °F)
Storage Humidity	5%–95% (RH), non-condensing
Power Supply	External dual power supply (terminal block and DC): 48–57 VDC, 1.354–1.14 A
Included Power Adapter	Yes

Power Consumption	Idling: 1.3 W Full load: 65 W
Statics Protection	Air discharge: 8 kV; Contact discharge: 6 kV
Lightning Protection (Ethernet Port)	Common mode: 6 kV; Differential mode: 2 kV
Net Weight	0.32 kg (0.71 lb)
Gross Weight	0.87 kg (1.92 lb)
Product Dimensions	154.3 mm × 110.4 mm × 30 mm (6.07" × 4.35" × 1.18") (L × W × H)
Packaging Dimensions	266 mm × 239 mm × 77 mm (10.47" × 9.41" × 3.03") (L × W × H)
Casing Material	Iron
Installation	Desktop mount; DIN-rail mount
Certifications	CE

PoE

PoE	Yes
PoE Power	Port 1 ≤60 W, Port 2-4 ≤30 W, total ≤60 W
PoE Protocol	IEEE 802.3af; IEEE 802.3at; Hi-PoE
PoE Power Consumption Management	PoE power consumption management; PoE power on/off; Turns off PoE if overload is detected; Green PoE
PoE Pin Assignment	1, 2, 4, 5 (V+), 3, 6, 7, 8 (V-)
Long Distance PoE Transmission	Yes
PoE Watchdog	Yes

Hardware

DIP Switch	Managed Mode: Switches between managed and unmanaged mode. Managed mode includes local web management and cloud management. It is on by default. Extend Mode: The transmission distance of ports 1–4 can reach up to 250 meters. The negotiation speed can be reduced to 10 Mbps. PoE Watchdog: Monitors the flow of data traffic for ports 1–4. If PoE fails for any of the ports and there is no traffic for 2 minutes, the failed ports will be restarted.
Reset Button	1

Performance

MTBF	2,020,305.28 hours
Packet Buffer Size	4 Mbit
Jumbo Frame	9216 Byte
MAC Table Size	8K
Total Static MAC Addresses	16
Flash	2 MB
Communication Standard	IEEE 802.3; IEEE 802.3u; IEEE 802.3x; IEEE 802.3ab; IEEE 802.3z
VLAN Number	32
Traffic Limit Granularity	1 Mbps

Feature

LLDP	Yes
VLAN Function	IEEE 802.1Q VLAN
Port Feature	Supports IEEE 802.3x Flow Control; Supports Unknown Unicast Suppression; Supports Multicast Storm Control; Supports Broadcast Storm Control; Supports MAC+Port Binding; Supports Loop Prenvention
Mirror	Local Port Mirroring; N:1 Mirroring
Reliability	LLDP
DHCP Function	DHCP Client
Security	Port Isolation
Equipment Management	Web Management Cloud Management Logs Fault Alarm

General

Packing List	1 × User Manual; 1 × Legal and Regulatory Information; 1 × Power Cord; 1 × Power Adapter; 1 × Terminal Block

Transmission Performance

CAT5E/CAT6. Max. DC resistance < 10Ω/100m.
For Dahua IPC1 series, CAT6 is recommended for 250m transmission.

Cable(m)	Load Capacity(W)	Bandwidth(Mbps)
IEEE802.3bt 90W		
100	71.3	100
150	62	10
200	51	10
250	40	10
Hi-PoE 60W		
100	46	100
150	42	10
200	37	10
250	32	10
IEEE802.3at 30W		
100	25.5	100
150	25.5	10
200	25.5	10
250	24	10

DH-CHS4206-4ET-60

Note: Data from this table was collected by Dahua test lab and is for reference only. The actual transmission distance may vary due to power consumption of connected devices or the cable type and status.

Ordering Information

Type	Model	Description
PoE Switch	DH-CHS4206-4ET-60	6-Port Cloud Managed Hardened Switch with 4-Port PoE
Accessories (Optional)	GSFP-850-MMF	SFP Optical Module
	GSFP-1310-20-SMF	SFP Optical Module
	GSFP-1310R-20-SMF	SFP Optical Module
	GSFP-1310T-20-SMF	SFP Optical Module
	GSFP-RJ45	RJ45 SFP Module
		Accessory Wire-Red and Black-100 mm

Accessories

Optional:

GSFP-850-MMF
SFP Optical Module

GSFP-1310-20-SMF
SFP Optical Module

GSFP-1310R-20-SMF
SFP Optical Module

GSFP-1310T-20-SMF
SFP Optical Module

GSFP-RJ45
RJ45 SFP Module

Accessory Wire-Red and Black-100 mm

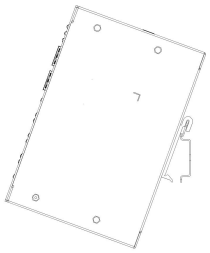



Dimensions (mm[inch])

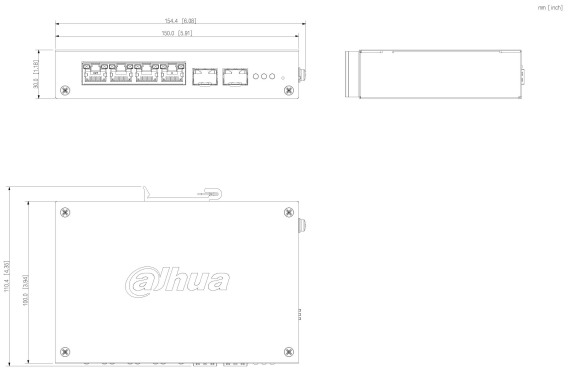

Panels

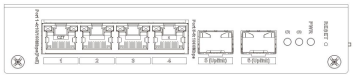

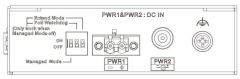

©2026 Dahua. All rights reserved. Design and specifications are subject to change without notice.
Pictures in the document are for reference only, and the actual product shall prevail.